



LIVE, RELAX AND ENJOY.™

FREEFLOW SPAS®

THE JOYS OF HOT TUBBING

BUILT FOR VALUE.

Freeflow Spas® are rotationally molded, producing a durable, unibody hot tub shell that eliminates the need for an internal support frame. By reducing material and labour costs, we bring you a premium hot tub experience at an affordable price.

PORTABLE HOT TUBS YOU'LL LOVE.

Designed to fit anywhere you want to hot tub, Freeflow Spas come in a variety of shapes and sizes, which means there's a spa for your garden, balcony, porch, and even tight corner spaces.

ENERGY EFFICIENT HOT TUBS.

Engineered for maximum performance, each spa is fully insulated with a spray-in foam that expands to fill all the nooks and crannies for optimal heat retention.

All spas are certified to the strict guidelines set forth by the California Energy Commission (CEC), giving you peace of mind that your spa will keep operating costs low wherever you live.



Azure™ shown in Sand



PREMIER SERIES

HOT TUBBING WITH A TOUCH OF ELEGANCE!

The Premier Series invites you to enjoy the joys of hot tubbing in a sleek, sophisticated wood-wrapped hot tub.

Experience everything customers already love about Freeflow Spas®, like perfectly-placed jets, a serene waterfall, and intuitive digital control panel with a wood-kissed finish. The aesthetic upgrade will surely add a touch of elegance to your garden or patio.

FEATURING:

- Sleek synthetic wood cabinet
- Durable rotomolded shell
- Intuitive digital control panel
- Serene waterfall
- Perfectly placed jets

- Multi-colour underwater LED lights
- Locking thermal cover
- Energy-saving programmable modes

AZURE™ PREMIER



- Seats 4 Adults
- 19 Jets
- 850 Litres
- 165 kg (Dry Weight)
- 203 x 160 x 84 cm

EXCURSION™ PREMIER



- Seats 5 Adults
- 25 Jets
- 1,100 Litres
- 205 kg (Dry Weight)
- 218 x 196 x 84 cm

MONTEREY™ PREMIER



- Seats 7 Adults
- 22 Jets
- 1,200 Litres
- 190 kg (Dry Weight)
- 221 x 196 x 87 cm

COLOUR OPTIONS:



Arctic White shell with Coastal Grey cabinet



Arctic White shell with Espresso cabinet



Taupe shell with Coastal Grey cabinet




Taupe shell with Espresso cabinet



Azure™ Premier shown with Taupe shell and Coastal Grey cabinet

YOUR WARM WATER OASIS AWAITS...



Monterey™ Premier shown with Arctic White shell, Espresso cabinet and Espresso cover

SPORT SERIES

DESIGNED TO FIT YOUR LIFESTYLE!

Let the stress of the day-to-day melt away in a sea of warm water in your very own Sport Series hot tub. Built for durability while offering all the benefits of hydrotherapy, Freeflow Spas® encourages you to escape, rejuvenate, and refresh from the comfort of your own garden, patio, or even balcony.

FEATURING:

- Durable, rotomolded unibody shell
- Intuitive digital control panel
- Perfectly placed jets
- Serene waterfall (available on most models)
- Multi-colour underwater LED lights
- Thermal locking cover
- Energy-saving programmable modes



Mini™ shown in Sand



Aptos™ shown in Sand

MINI™



-  Seats 2 Adults
-  10 Jets
-  450 Litres
-  115 kg (Dry Weight)
-  183 x 119 x 71 cm

TRISTAR™



-  Seats 2-3 Adults
-  17 Jets
-  700 Litres
-  135 kg (Dry Weight)
-  178 x 178 x 79 cm


CASCINA™



-  Seats 4 Adults
-  17 Jets
-  700 Litres
-  130 kg (Dry Weight)
-  173 x 160 x 81 cm

AZURE™



-  Seats 4 Adults
-  19 Jets
-  850 Litres
-  150 kg (Dry Weight)
-  203 x 160 x 84 cm

APTOS™



-  Seats 5 Adults
-  18 Jets
-  1,000 Litres
-  165 kg (Dry Weight)
-  198 cm R x 86 cm H



EXCURSION™




-  Seats 5 Adults
-  25 Jets
-  1,100 Litres
-  190 kg (Dry Weight)
-  218 x 196 x 84 cm

MONTEREY™




-  Seats 7 Adults
-  22 Jets
-  1,200 Litres
-  170 kg (Dry Weight)
-  221 x 196 x 87 cm

COLOUR OPTIONS:



Sand



Taupe



Espresso

ACCESSORIES

THE COOL STEP™

Truly the coolest step available! It has an insulated top step and lid to keep drinks cold for days while you enjoy your spa. Don't need a cooler? You can also store towels, pool toys, chemicals, and more in this spacious step.

Built from the same durable material and colours as your Freeflow Spas® hot tub, the Cool Step will complement your spa, creating a hot tubbing experience as stylish as it is functional.

Outer Dimensions: 69 L x 81 W x 38 H cm

Cooler Dimensions: 23 L x 61 W x 36 H cm

Weight: 14 kg

Materials: Rugged, rotationally molded construction

Insulation: Full foam insulation of the top step and lid

Colours: Sand, Taupe, Espresso

Pairs With: *Premier Series:* Azure™, Excursion™, Monterey™; *Sport Series:* Azure™, Excursion™, Mini™, Monterey™, Tristar™



FREEFLOW SPAS STRAIGHT STEP

Outer Dimensions: 62 L x 75 W x 38 H cm

Weight: 7 kg

Materials: Rugged, rotationally molded construction

Colors: Sand, Taupe, Espresso

Pairs With: *Premier Series:* Azure™, Excursion™, Monterey™; *Sport Series:* Azure™, Excursion™, Mini™, Monterey™, Tristar™

FREEFLOW SPAS CURVED STEP

Outer Dimensions: 67 L x 75 W x 37 H cm

Weight: 7 kg

Materials: Rugged, rotationally molded construction

Colours: Sand, Taupe, Espresso

Pairs With: *Sport Series:* Aptos™, Cascina™

Round out your hot tubbing experience with accessories that will enhance your relaxation time.

COVER LIFTER

Start each hot tubbing session off right with a cover lifter that makes removing and replacing the cover a breeze.

36 cm clearance recommended.

WATER CARE

CLEAR WATER MADE SIMPLE

Spend more time soaking in crystal clear water with proper water maintenance made simple.

The Ozone System mixes concentrated ozone bubbles into the water to neutralise contaminants such as lotions, detergents, and organic waste.

Replacement filters are essential to maintaining clean water and ensuring proper performance of your hot tub.



Excursion™ Premier shown with Taupe shell, Coastal Grey cabinet and Grey cover with lifter



Azure™ Premier shown with Taupe shell and Coastal Grey cabinet



	APTOS™	AZURE™ PREMIER	AZURE™	CASCINA™	EXCURSION™ PREMIER
Seating Capacity	5 Adults	4 Adults	4 Adults	4 Adults	5 Adults
Dimensions	198 x 198 x 86 cm	203 x 160 x 84 cm	203 x 160 x 84 cm	173 x 160 x 81 cm	218 x 196 x 84 cm
Water Capacity	1,000 litres	850 litres	850 litres	700 litres	1,100 litres
Dry Weight	165 kg	165 kg	150 kg	130 kg	205 kg
Shape	Round / Non-Lounge	Rectangular / Lounge	Rectangular / Lounge	Rectangular / Non-Lounge	Rectangular / Lounge
Shell Type	Rotomolded	Rotomolded	Rotomolded	Rotomolded	Rotomolded
Shell Colour Options	Sand, Taupe, Espresso	Arctic White, Taupe	Sand, Taupe, Espresso	Sand, Taupe, Espresso	Arctic White, Taupe
Cabinet Options	Roto-Matching Colour	Coastal Grey, Espresso	Roto-Matching Colour	Roto-Matching Colour	Coastal Grey, Espresso
Jet Count	18 with stainless steel trim	19 with stainless steel trim	19 with stainless steel trim	17 with stainless steel trim	25 with stainless steel trim
Water Feature	Whirlpool jet	Waterfall	Waterfall	Waterfall	Waterfall
Lighting	Multi-colour LED light	Multi-colour LED light	Multi-colour LED light	Multi-colour LED light	Multi-colour LED light
Control System	Gecko Control System	Gecko Control System	Gecko Control System	Gecko Control System	Gecko Control System
Electrical Configuration	230v	230v	230v	230v	230v
Heater	2 KW	2 KW	2 KW	2 KW	2 KW
Pump	2.0 BPH Two-Speed	2.0 BPH Two-Speed	2.0 BPH Two-Speed	2.0 BPH Two-Speed	2.0 BPH Two-Speed
Ozone System	Ozone Ready*	Ozone Ready*	Ozone Ready*	Ozone Ready*	Ozone Ready*
Water Care Options	Available as aftermarket	Available as aftermarket	Available as aftermarket	Available as aftermarket	Available as aftermarket
Filter Size	4.5 m ²	4.5 m ²	4.5 m ²	4.5 m ²	4.5 m ²
Energy Efficiency	Certified to the APSP 14 National Standard and the California Energy Commission (CEC)	Certified to the APSP 14 National Standard and the California Energy Commission (CEC)	Certified to the APSP 14 National Standard and the California Energy Commission (CEC)	Certified to the APSP 14 National Standard and the California Energy Commission (CEC)	Certified to the APSP 14 National Standard and the California Energy Commission (CEC)
Vinyl Cover	6.35 to 10 cm tapered, 16 kg/m ³ density foam core	6.35 to 10 cm tapered, 16 kg/m ³ density foam core	6.35 to 10 cm tapered, 16 kg/m ³ density foam core	6.35 to 10 cm tapered, 16 kg/m ³ density foam core	6.35 to 10 cm tapered, 16 kg/m ³ density foam core
Cover Colour Options	Espresso, Grey	Espresso, Grey	Espresso, Grey	Espresso, Grey	Espresso, Grey
Accessories	Cover Lifter (Optional); The Cool Step™ (Optional); Steps (Optional)	Built-In Ice Bucket; Cover Lifter (Optional); The Cool Step™ (Optional); Steps (Optional)	Built-In Ice Bucket; Cover Lifter (Optional); The Cool Step™ (Optional); Steps (Optional)	Cover Lifter (Optional); The Cool Step™ (Optional); Steps (Optional)	Built-In Ice Bucket; Cover Lifter (Optional); The Cool Step™ (Optional); Steps (Optional)
Warranty	5-Year Structure; 5-Year Shell/Surface; 2-Year No Leak Plumbing; 2-Year Component	5-Year Structure; 5-Year Shell/Surface; 2-Year No Leak Plumbing; 2-Year Component	5-Year Structure; 5-Year Shell/Surface; 2-Year No Leak Plumbing; 2-Year Component	5-Year Structure; 5-Year Shell/Surface; 2-Year No Leak Plumbing; 2-Year Component	5-Year Structure; 5-Year Shell/Surface; 2-Year No Leak Plumbing; 2-Year Component

	EXCURSION™	MINI™	MONTEREY™ PREMIER	MONTEREY™	TRISTAR™
Seating Capacity	5 Adults	2 Adults	7 Adults	7 Adults	2-3 Adults
Dimensions	218 x 196 x 84 cm	183 x 119 x 71 cm	221 x 196 x 87 cm	221 x 196 x 87 cm	178 x 178 x 79 cm
Water Capacity	1,100 litres	450 litres	1,200 litres	1,200 litres	700 litres
Dry Weight	190 kg	115 kg	190 kg	170 kg	135 kg
Shape	Rectangular / Lounge	Rectangular / Lounge	Square / Non-Lounge	Square / Non-Lounge	Triangle
Shell Type	Rotomolded	Rotomolded	Rotomolded	Rotomolded	Rotomolded
Shell Colour Options	Sand, Taupe, Espresso	Sand, Taupe, Espresso	Arctic White, Taupe	Sand, Taupe, Espresso	Sand, Taupe, Espresso
Cabinet Options	Roto-Matching Colour	Roto-Matching Colour	Coastal Grey, Espresso	Roto-Matching Colour	Roto-Matching Colour
Jet Count	25 with stainless steel trim	10 with stainless steel trim	22 with stainless steel trim	22 with stainless steel trim	17 with stainless steel trim
Water Feature	Waterfall	N/A	Waterfall	Waterfall	Waterfall
Lighting System	Multi-colour LED light	Multi-colour LED light	Multi-colour LED light	Multi-colour LED light	Multi-colour LED light
Control System	Gecko Control System	Gecko Control System	Gecko Control System	Gecko Control System	Gecko Control System
Electrical Configuration	230v	230v	230v	230v	230v
Heater	2 KW	2 KW	2 KW	2 KW	2 KW
Jet Pump	2.0 BPH Two-Speed	2.0 BPH Two-Speed	2.0 BPH Two-Speed	2.0 BPH Two-Speed	2.0 BPH Two-Speed
Ozone System	Ozone Ready*	Ozone Ready*	Ozone Ready*	Ozone Ready*	Ozone Ready*
Water Care Options	Available as aftermarket	Available as aftermarket	Available as aftermarket	Available as aftermarket	Available as aftermarket
Filter Size	4.5 m ²	2.25 m ²	4.5 m ²	4.5 m ²	4.5 m ²
Energy Efficiency	Certified to the APSP 14 National Standard and the California Energy Commission (CEC)	Certified to the APSP 14 National Standard and the California Energy Commission (CEC)	Certified to the APSP 14 National Standard and the California Energy Commission (CEC)	Certified to the APSP 14 National Standard and the California Energy Commission (CEC)	Certified to the APSP 14 National Standard and the California Energy Commission (CEC)
Vinyl Cover	6.35 to 10 cm tapered, 16 kg/m ³ density foam core	6.35 to 10 cm tapered, 16 kg/m ³ density foam core	6.35 to 10 cm tapered, 16 kg/m ³ density foam core	6.35 to 10 cm tapered, 16 kg/m ³ density foam core	6.35 to 10 cm tapered, 16 kg/m ³ density foam core
Cover Colour Options	Espresso, Grey	Espresso, Grey	Espresso, Grey	Espresso, Grey	Espresso, Grey
Accessories	Built-In Ice Bucket; Cover Lifter (Optional); The Cool Step™ (Optional); Steps (Optional)	Removable Accessories Tray; Cover Lifter (Optional); The Cool Step™ (Optional); Steps (Optional)	Built-In Ice Bucket; Cover Lifter (Optional); The Cool Step™ (Optional); Steps (Optional)	Built-In Ice Bucket; Cover Lifter (Optional); The Cool Step™ (Optional); Steps (Optional)	Cover Lifter (Optional); The Cool Step™ (Optional); Steps (Optional)
Warranty	5-Year Structure; 5-Year Shell/Surface; 2-Year No Leak Plumbing; 2-Year Component	5-Year Structure; 5-Year Shell/Surface; 2-Year No Leak Plumbing; 2-Year Component	5-Year Structure; 5-Year Shell/Surface; 2-Year No Leak Plumbing; 2-Year Component	5-Year Structure; 5-Year Shell/Surface; 2-Year No Leak Plumbing; 2-Year Component	5-Year Structure; 5-Year Shell/Surface; 2-Year No Leak Plumbing; 2-Year Component

*Can be installed at time of purchase.

BUILDING QUALITY SPAS SINCE 1977.

Over 1 million hot tubs and counting.

A hot tub is so much more than just warm water and jets. It is a great way to spend time together, unwind, and relieve tension. Let us help you escape from the aches and pains of the day-to-day grind.

Choosing a Freeflow® spa comes with the peace of mind that you are purchasing from Watkins Wellness®, global hot tub leader with more than one million hot tubs built. The unmatched experience of Watkins Wellness means unsurpassed quality and workmanship, along with long-term reliability for you and your family.

Watkins Wellness is part of Masco Corporation, a Fortune 500 company whose family of quality home products includes HansGrohe® faucets and Huppe® bath and shower enclosures.



© 2019 Watkins Wellness. 1280 Park Center Drive, Vista, California 92081. Specifications, colours and surface materials are subject to change without notice. Not all features are available on all products. Printed in EU. Freeflow, Aptos, Azure, Cascina, Excursion, Mini, Monterey, Tristar are trademarks of Watkins Manufacturing Corporation. Hansgrohe and Huppe are registered trademarks. All 230v models must be installed by a licensed electrician in accordance with local codes.

